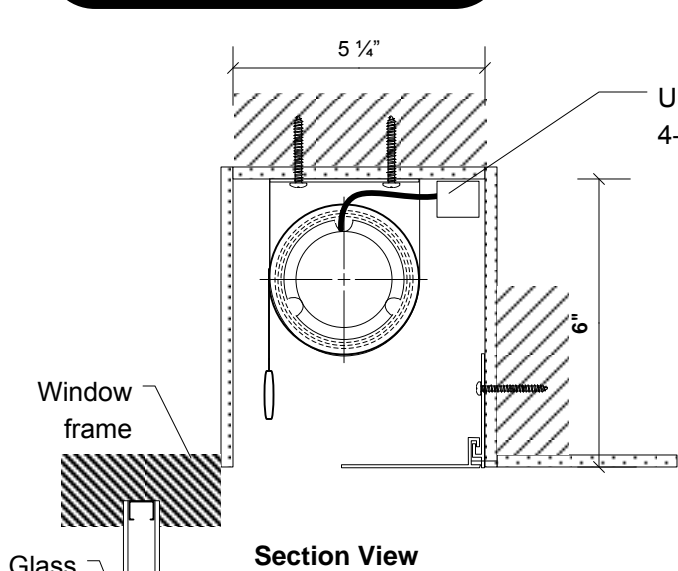


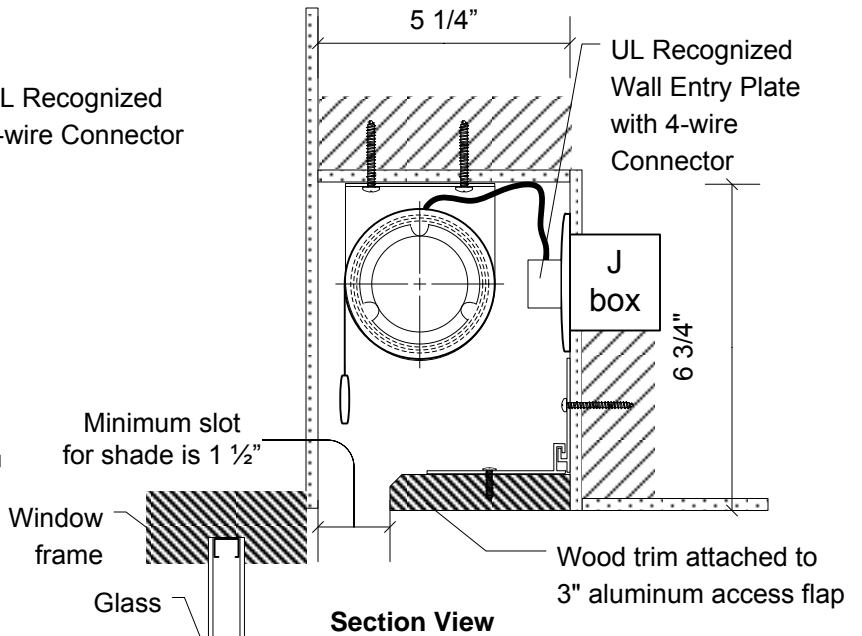


# INSOLROLL MOTORIZED SHADE

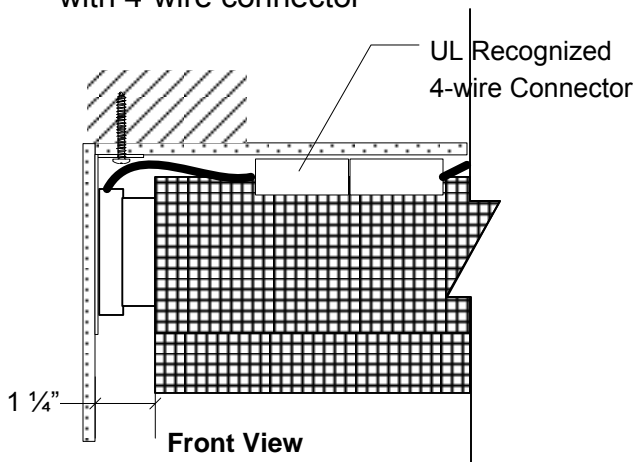
## 110 V AC Motor in Site-built Pocket (4-wire connector)



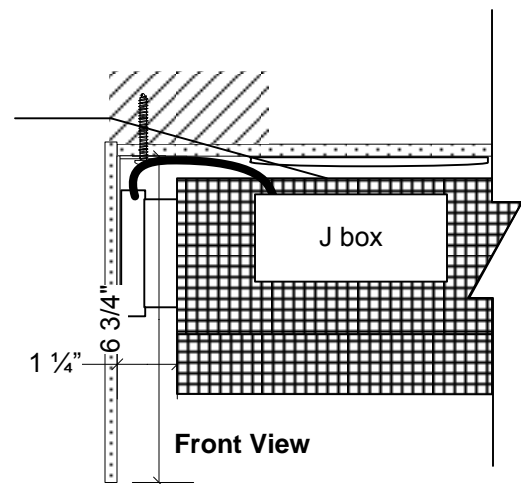
**5 1/4" x 6" Site-built Shade Pocket with 4-wire connector**



**5 1/4 x 6 3/4" Site-built Pocket with wood trim attached to access flap**



**5 1/4" x 6" Site-built Shade Pocket with 4-wire connector**



**5 1/4 x 6 3/4" Site-built Pocket with wood trim attached to access flap**

**Notes:**

1. 5 1/4" x 6" site-built shade pocket can accommodate 4-wire connector or J-box with wall entry plate in side of pocket.
2. 5 1/4" x 6 3/4" site-built shade pocket can accommodate 4-wire connector or J-box with wall entry plate in side of pocket. Pocket has depth to use 3/4" trim on access flap.
3. Shade Roll Diameter varies depending upon shade height and fabric and roller tube specified.
4. Bracket details are for STD-AC, STD-ACR, STD-ILT-AC, IQM-AC, IQM-ACR, and IQM-ILT-AC motors.